


How to Join 5th Annual general meeting of VCA Recreation Club from a phone

The “Cisco Webex Meetings” app should be installed in the phone, if not available you can download the same free of cost from Google Play Store / Apple App Store...

Steps to Join Meeting from phone.

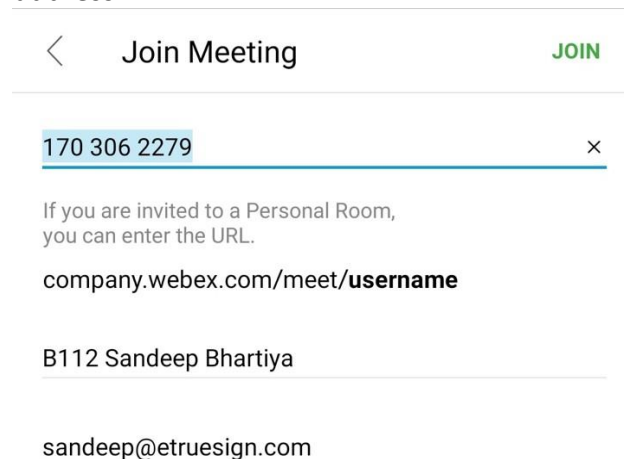
1. Open the Webex Meet app on your phone




2. Tap Join Meeting.



3. Enter the Details and tap the “JOIN”
 - Meeting number provided to you,
 - VCARC Membership Number and Your Name
 - Your Email address

The image is a screenshot of the 'Join Meeting' screen in the Webex app. At the top, there is a back arrow, the text 'Join Meeting', and a green 'JOIN' button. Below this is a text input field containing the meeting number '170 306 2279' with a clear 'x' button on the right. Underneath is a note: 'If you are invited to a Personal Room, you can enter the URL.' followed by a text input field containing the URL 'company.webex.com/meet/username'. Below that is another text input field containing 'B112 Sandeep Bhartiya'. At the bottom is a text input field containing the email address 'sandeep@etruesign.com'.

4. Tap "JOIN" button



5. Enter the Provided Password and tap "OK".

